Pokémon Creation Contest Rules and Entry Form



PROFESSOR CYPRESS

Greetings Trainers,

I'm Professor Cypress, a Pokécologist here at Riverside Nature Center.

Strange new Pokémon have been spotted in the Texas Hill Country, and I need YOUR help to study them and add them to the Pokédex!

Your mission is to create your very own Hill Country Inspired Pokémon and submit your findings for display during the Dec 5th Pokémon SNAP Scavenger Hunt. You might even win a prize. Are you up for the challenge?

Your Design Path

1. **Pick Inspiration**
2. **Mash It Up & Name It**
3. **Choose its Type(s)**
4. **Sketch Ideas**
5. **Final Artwork**
6. **Complete the Pokédex Entry**

PROFESSOR CYPRESS

Scientists and artists both start messy! Your first sketches don't need to be perfect. That's how great discoveries happen.

SUBMIT BY

NOV 27

at 5:00 PM



All ages and abilities. Workshop attendance not required!

How to enter:
Drop off your Pokédex page at Riverside Nature Center, or email it to **programs@riversidenaturecenter.org** with the subject **"Pokedex Entry"**

How many
Up to 9 entries per trainer. Perfect for Evolution Chains!

Prizes:
Each complete Pokédex submission earns a raffle entry and age group fan favorites will win prizes from Level Up Games and Moon Forge Designs.
Winners announced at the Dec 12 Holiday Open House.

Get featured:
Your Pokémon could appear on the Dec 5 Pokémon SNAP Scavenger Hunt routes and win the chance to bring your design to life with 3d printing!

Step 1: Pick Your Inspiration

These are only examples, what else can you find?

ANIMALS
Rattlesnakes
Armadillos
Free tailed bats
Coyotes
Golden-cheeked warblers

PLANTS
Prickly pear cactus
Bluebonnets
Antelope horn milkweed
Oak trees
Juniper

NATURE
Rivers
Cliffs
Caves
Limestone with fossil sea creatures

WEATHER
Sunny heat
Hail
Drought
Thunderstorms
Floods
Wildfires

PROFESSOR CYPRESS

Take a nature walk and add your own discoveries! Mix 2 or more ideas for a unique Pokémon.

Step 2: Name That Pokémon: The Mash-Up Formula

Bluebonnet	+	**Cottontail rabbit**	=	**Bluebunneet**
Prickly pear cactus	+	**Tough fighter**	=	**Cactuff**
?	+	**?**	=	**Your Pokémon!**

Naming tricks: Blend words together! Cactus + tough = Cactuff. Say it out loud. Does it sound like a Pokémon?
Endings: -ling, -ix, -oo, -saur, -ette
Many animals are named after the sounds they make, like Chick-a-dee, Whip-or-will, Click Beetle, Howler Monkey

Step 3: Choose Type(s)

NORMAL	FIRE	WATER
ELECTRIC	GRASS	ICE
FIGHTING	POISON	GROUND
FLYING	PSYCHIC	BUG
ROCK	GHOST	DRAGON
DARK	STEEL	FAIRY

Pick one type, or combine two or more!

ASK YOURSELF

- Where does it live?
- What does it eat and drink?
- What weather does it face?
- Is it active by day or by night?
- Does it live alone or in a group?

Step 4: Pokémon Design Secrets

PROFESSOR CYPRESS

Mix shapes! A round body with pointy spikes says “cute… but don't touch!”



SHAPE LANGUAGE



Circles
Friendly & cute

Triangles
Fast & fierce

Squares
Strong & sturdy



Pick 2–3 main colors from your inspiration.

Exaggerate a feature.

Keep it simple. Could you recognize its shadow?

Give it expressive eyes for personality.

Build your Pokémon from basic shapes

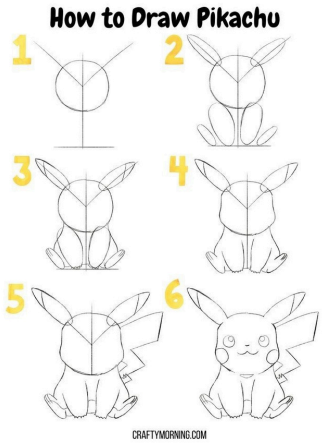



Step 5: Create Your Final Artwork

Fill it in with bright, bold colors.

Trace over your lines with a bold, dark outline



PROFESSOR CYPRESS

Add your final artwork to the Pokédex Entry Form or submit attached on blank white copy paper

Step 6: Fill In Your Pokédex Entry

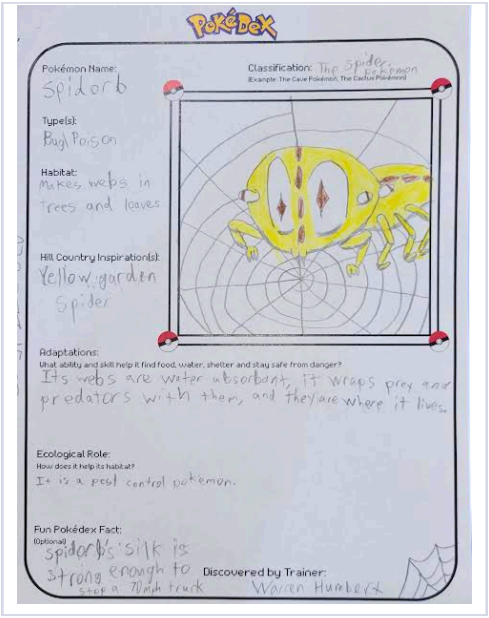

Pokémon Name
Your mash-up name

Classification
"The ___ Pokémon"

Type(s)
One or more types

Habitat
Where it lives

Hill Country Inspiration(s)
What real things inspired it

Adaptations
Its ability + how it survives

Ecological Role
How it helps its habitat

Fun Pokédex Fact
Optional, but fun!

Discovered by Trainer
Your name, Pokécologist!

Drawing goes in the big frame!
OR on an attached sheet of plain white paper

Describe its Hill Country Habitat

Habitats are where Pokémon live and find the food, water, and shelter they need.

Rivers & Creeks

The Guadalupe River flows past the nature center. Home to fish, turtles & herons.

Pokémon here: **Psyduck, Lotad, Magikarp**

Limestone Cliffs & Caves

Rock made from ancient sea creatures. Look for fossils! Caves shelter bats.

Pokémon here: **Geodude, Zubat, Onix**

Grasslands & Meadows

Sunny, open spaces where bluebonnets bloom and rabbits nibble grass.

Pokémon here: **Pidgey, Spearow, Oddish**

Oak & Juniper Woodlands

Live oaks give shade and acorns. Warblers nest with juniper bark.

Pokémon here: **Caterpie, Hoothoot, Seedot**



Think about it:
How will your Pokemon deal with these Weather Challenges?

- Scorching heat
- Drought
- Hailstorms
- Thunderstorms
- Flash floods
- Wildfire

Give It an Ability & a Skill

ABILITY = *an Adaptation*
A physical feature or behavior HAS that helps it survive by finding food, water, shelter, or staying safe

Nitrogen Surge: *Bluebunneet absorbs nutrients from the soil to restore its energy and speed.*

IDEA STARTERS

- Store water
- Spines
- Camouflage
- Echolocation

SKILL = *a Move*
Something your Pokemon can LEARN to do in battle or to protect itself

Seed Splat: *Bluebunneet launches a burst of seeds at its opponent.*

IDEA STARTERS

- Attack
- Heal
- Support
- Weather / Field Change

Name:

Phone:

Age:

Pokémon Name:

Classification:
(Example: The Cave Pokémon, The Cactus Pokémon)

Type(s):

Habitat:

Hill Country Inspiration(s):



Adaptations:
What ability and skill help it find food, water, shelter and stay safe from danger?

Ecological Role:
How does it help its habitat?

Fun Pokédex Fact:
(Optional)

Discovered by Trainer: